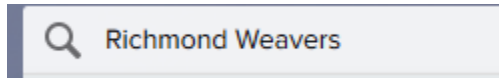


Directions for using Flickr

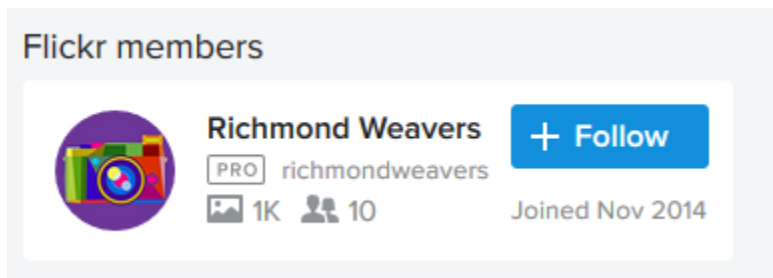
1. Go to Flickr.com <https://www.flickr.com/>
If you have an account, you can log in.
2. Next, logged in or not, enter Richmond Weavers in the search box. Hit return.



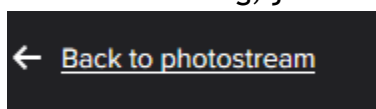
3. Move the underline to under People:



4. This box should appear on your screen. Click on the name.



5. You can browse through our collection from this screen. If you find something you want to see more closely, just click on it.
6. When you are done browsing, just click on



to return to where you were.

7. If you want to search for a particular weaving structure, person, number of harnesses, or something else, you need to click on the search button that is just above our pictures.



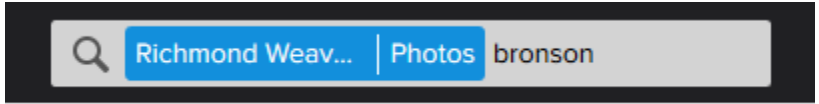
8. That will put our name in the search box that is at the very top of the page. This is what that search box looks like before you click on the magnifying glass on our page:




9. This is what it looks like after you have clicked on that magnifying glass:




10. Once you have clicked on the page search, type into the top box what you want to search for, like this:



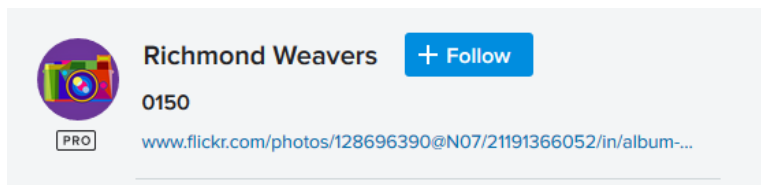
11. This is the result of that search:



12. If you double click on an image – I used the second one, you will see this:




13. If you go to the bottom of the page you can click on the link below the number:



14. That will give you the weaving that is connected to that draft. At the bottom of the page on the right are two helpful links. One is which album we have put this draft into. You can click on that and see other drafts from the same time period. The second set of links are the tags that have been assigned to this weaving. You can click on those too.

This photo is in 1 album



1978-1979
45 items

Tags ?

0150 1978/1979

11/1/1978 4 shaft

Romaine

Swedish Bronson

curtain lace

Swedish Handweaving M...

rayon 16/2 linen block

Marge Walker

Norma Szumski